

Calculating North Sea Dated – the spreadsheet explained

North Sea Dated calculation																
Date	02-Feb-15	CFDs		Brent		Forties		Oseberg			Ekofisk					
		Anticipate	Dated	Dated	Dated	Dated	Dated	Dated	Dated	Including	Dated	Dated	Dated	Dated	Including	
Forward N Sea(Apr)	54.43	d Dated	related	related	related	related	related	related	related	Quality	Quality	related	related	Quality	Quality	
Current CFD week	02 Feb-06 Feb									Premium	Premium			Premium	Premium	
0 Mon	02-Feb	0														
1 Tue	03-Feb	0														
2 Wed	04-Feb	0														
3 Thu	05-Feb	0														
4 Fri	06-Feb	0														
5																
6 1st CFD week	09 Feb-13 Feb															
7 Mon	09-Feb	-1.82														
8 Tue	10-Feb	-1.82														
9 Wed	11-Feb	-1.82														
10 Thu	12-Feb	-1.82	52.66	-0.40	52.26	-0.85	51.81	0.50	53.16	0.80	52.36	0.20	52.86	0.38	52.48	
11 Fri	13-Feb	-1.82	52.66	-0.40	52.26	-0.85	51.81	0.50	53.16	0.80	52.36	0.20	52.86	0.38	52.48	
12 2nd CFD week	16 Feb-20 Feb															
13																
14 Mon	16-Feb	-1.64	52.84	-0.40	52.44	-0.55	52.29	0.50	53.34	0.80	52.54	0.20	53.04	0.38	52.66	
15 Tue	17-Feb	-1.64	52.84	-0.40	52.44	-0.55	52.29	0.50	53.34	0.80	52.54	0.20	53.04	0.38	52.66	
16 Wed	18-Feb	-1.64	52.84	-0.40	52.44	-0.55	52.29	0.50	53.34	0.80	52.54	0.20	53.04	0.38	52.66	
17 Thu	19-Feb	-1.64	52.84	-0.40	52.44	-0.55	52.29	0.50	53.34	0.80	52.54	0.20	53.04	0.38	52.66	
18 Fri	20-Feb	-1.64	52.84	-0.40	52.44	-0.55	52.29	0.50	53.34	0.80	52.54	0.20	53.04	0.38	52.66	
19 3rd CFD week	23 Feb-27 Feb															
20																
21 Mon	23-Feb	-1.46	53.02	-0.40	52.62	-0.55	52.47	0.50	53.52	0.80	52.72	0.20	53.22	0.38	52.84	
22 Tue	24-Feb	-1.46	53.02	-0.40	52.62	-0.55	52.47	0.50	53.52	0.80	52.72	0.20	53.22	0.38	52.84	
23 Wed	25-Feb	-1.46	53.02	-0.40	52.62	-0.55	52.47	0.50	53.52	0.80	52.72	0.20	53.22	0.38	52.84	
24 Thu	26-Feb	-1.46	53.02	-0.40	52.62	-0.55	52.47	0.50	53.52	0.80	52.72	0.20	53.22	0.38	52.84	
25 Fri	27-Feb	-1.46	53.02	-0.40	52.62	-0.55	52.47	0.50	53.52	0.80	52.72	0.20	53.22	0.38	52.84	
26 4th CFD week	02 Mar-06 Mar															
27																
28 Mon	02-Mar	-1.27	53.21	-0.40	52.81	-0.55	52.66	0.50	53.71	0.71	53.00	0.20	53.41	0.37	53.04	
29 Tue	03-Mar	-1.27														
30 Wed	04-Mar	-1.27														
31 Thu	05-Mar	-1.27														
32 Fri	06-Mar	-1.27														
33 5th CFD week	09 Mar-13 Mar															
34																
35 Mon	09-Mar	-1.07														
36 Tue	10-Mar	-1.07														
37 Wed	11-Mar	-1.07														
38 Thu	12-Mar	-1.07														
39 Fri	13-Mar	-1.07														
Anticipated Dated average for 10 days -month ahead	Apr N Sea	52.91	Dated Compo	52.51	Dated Component	52.31	Dated Component	53.41	52.62	Dated Component	53.11	52.73				

Today's date



North Sea Dated Calculation																
Date	02-Feb-15	CFDs		Brent		Forties		Oseberg				Ekofisk				
		Anticipate	Dated	Dated	Dated	Dated	Dated	Dated	Dated	Including	Dated	Dated	Dated	Dated	Including	
		d Dated	related	related	related	related	related	related	related	Quality	related	related	related	related	Quality	
Forward N Sea(Apr)	54.48									Premium	Premium				Premium	
Current CFD week	02 Feb-06 Feb															
0 Mon	02-Feb	0														
1 Tue	03-Feb	0														
2 Wed	04-Feb	0														
3 Thu	05-Feb	0														
4 Fri	06-Feb	0														
5																
6 1st CFD week	09 Feb-13 Feb															
7 Mon	09-Feb	-1.82														
8 Tue	10-Feb	-1.82														
9 Wed	11-Feb	-1.82														
10 Thu	12-Feb	-1.82	52.66	-0.40	52.26	-0.85	51.81	0.50	53.16	0.80	52.36	0.20	52.86	0.38	52.48	
11 Fri	13-Feb	-1.82	52.66	-0.40	52.26	-0.85	51.81	0.50	53.16	0.80	52.36	0.20	52.86	0.38	52.48	
12 2nd CFD week	16 Feb-20 Feb															
13																
14 Mon	16-Feb	-1.64	52.84	-0.40	52.44	-0.55	52.29	0.50	53.34	0.80	52.54	0.20	53.04	0.38	52.66	
15 Tue	17-Feb	-1.64	52.84	-0.40	52.44	-0.55	52.29	0.50	53.34	0.80	52.54	0.20	53.04	0.38	52.66	
16 Wed	18-Feb	-1.64	52.84	-0.40	52.44	-0.55	52.29	0.50	53.34	0.80	52.54	0.20	53.04	0.38	52.66	
17 Thu	19-Feb	-1.64	52.84	-0.40	52.44	-0.55	52.29	0.50	53.34	0.80	52.54	0.20	53.04	0.38	52.66	
18 Fri	20-Feb	-1.64	52.84	-0.40	52.44	-0.55	52.29	0.50	53.34	0.80	52.54	0.20	53.04	0.38	52.66	
19 3rd CFD week	23 Feb-27 Feb															
20																
21 Mon	23-Feb	-1.46	53.02	-0.40	52.62	-0.55	52.47	0.50	53.52	0.80	52.72	0.20	53.22	0.38	52.84	
22 Tue	24-Feb	-1.46	53.02	-0.40	52.62	-0.55	52.47	0.50	53.52	0.80	52.72	0.20	53.22	0.38	52.84	
23 Wed	25-Feb	-1.46	53.02	-0.40	52.62	-0.55	52.47	0.50	53.52	0.80	52.72	0.20	53.22	0.38	52.84	
24 Thu	26-Feb	-1.46	53.02	-0.40	52.62	-0.55	52.47	0.50	53.52	0.80	52.72	0.20	53.22	0.38	52.84	
25 Fri	27-Feb	-1.46	53.02	-0.40	52.62	-0.55	52.47	0.50	53.52	0.80	52.72	0.20	53.22	0.38	52.84	
26 4th CFD week	02 Mar-06 Mar															
27																
28 Mon	02-Mar	-1.27	53.21	-0.40	52.81	-0.55	52.66	0.50	53.71	0.71	53.00	0.20	53.41	0.37	53.04	
29 Tue	03-Mar	-1.27														
30 Wed	04-Mar	-1.27														
31 Thu	05-Mar	-1.27														
32 Fri	06-Mar	-1.27														
33 5th CFD week	09 Mar-13 Mar															
34																
35 Mon	09-Mar	-1.07														
36 Tue	10-Mar	-1.07														
37 Wed	11-Mar	-1.07														
38 Thu	12-Mar	-1.07														
39 Fri	13-Mar	-1.07														
Anticipated Dated average for 10 days -month ahead	Apr N Sea	52.91	Dated Compone	52.51	Dated Component	52.31	Dated Component	53.41		52.62	Dated Component	53.11		52.73		

10 days-month ahead assessment period

North Sea Dated calculation																	
Date	02-Feb-15	CFDs			Forties		Oseberg			Ekofisk							
		Anticipate	Dated	Dated	Apr	Dated	Apr	Dated	Apr	Quality	Quality	Dated	Apr	Quality	Quality	Including	
Forward N Sea(Apr)	54.48	d Dated	related	related	related	related	related	related	related	Premium	Premium	related	related	Premium	Premium		
Current CFD week		02 Feb-06 Feb															
0 Mon	02-Feb	0															
1 Tue	03-Feb	0															
2 Wed	04-Feb																
3 Thu	05-Feb	0															
4 Fri	06-Feb	0															
5																	
6 1st CFD week		09 Feb-13 Feb															
7 Mon	09-Feb	-1.82															
8 Tue	10-Feb	-1.82															
9 Wed	11-Feb	-1.82															
10 Thu	12-Feb	-1.82	52.66	-0.40	52.26	-0.85	51.81	0.50	53.16	0.80	52.36	0.20	52.86	0.38	52.48		
11 Fri	13-Feb	-1.82	52.66	-0.40	52.26	-0.85	51.81	0.50	53.16	0.80	52.36	0.20	52.86	0.38	52.48		
12 2nd CFD week		16 Feb-20 Feb															
13																	
14 Mon	16-Feb	-1.64	52.84	-0.40	52.44	-0.55	52.29	0.50	53.34	0.80	52.54	0.20	53.04	0.38	52.66		
15 Tue	17-Feb	-1.64	52.84	-0.40	52.44	-0.55	52.29	0.50	53.34	0.80	52.54	0.20	53.04	0.38	52.66		
16 Wed	18-Feb	-1.64	52.84	-0.40	52.44	-0.55	52.29	0.50	53.34	0.80	52.54	0.20	53.04	0.38	52.66		
17 Thu	19-Feb	-1.64	52.84	-0.40	52.44	-0.55	52.29	0.50	53.34	0.80	52.54	0.20	53.04	0.38	52.66		
18 Fri	20-Feb	-1.64	52.84	-0.40	52.44	-0.55	52.29	0.50	53.34	0.80	52.54	0.20	53.04	0.38	52.66		
19 3rd CFD week		23 Feb-27 Feb															
20																	
21 Mon	23-Feb	-1.46	53.02	-0.40	52.62	-0.55	52.47	0.50	53.52	0.80	52.72	0.20	53.22	0.38	52.84		
22 Tue	24-Feb	-1.46	53.02	-0.40	52.62	-0.55	52.47	0.50	53.52	0.80	52.72	0.20	53.22	0.38	52.84		
23 Wed	25-Feb	-1.46	53.02	-0.40	52.62	-0.55	52.47	0.50	53.52	0.80	52.72	0.20	53.22	0.38	52.84		
24 Thu	26-Feb	-1.46	53.02	-0.40	52.62	-0.55	52.47	0.50	53.52	0.80	52.72	0.20	53.22	0.38	52.84		
25 Fri	27-Feb	-1.46	53.02	-0.40	52.62	-0.55	52.47	0.50	53.52	0.80	52.72	0.20	53.22	0.38	52.84		
26 4th CFD week		02 Mar-06 Mar															
27																	
28 Mon	02-Mar	-1.27	53.21	-0.40	52.81	-0.55	52.66	0.50	53.71	0.71	53.00	0.20	53.41	0.37	53.04		
29 Tue	03-Mar	-1.27															
30 Wed	04-Mar	-1.27															
31 Thu	05-Mar	-1.27															
32 Fri	06-Mar	-1.27															
33 5th CFD week		09 Mar-13 Mar															
34																	
35 Mon	09-Mar	-1.07															
36 Tue	10-Mar	-1.07															
37 Wed	11-Mar	-1.07															
38 Thu	12-Mar	-1.07															
39 Fri	13-Mar	-1.07															
Anticipated Dated average for 10 days -month ahead		Apr N Sea	52.91	Dated Compone	52.51	Dated Component	52.31	Dated Component	53.41		52.62	Dated Component	53.11		52.73		

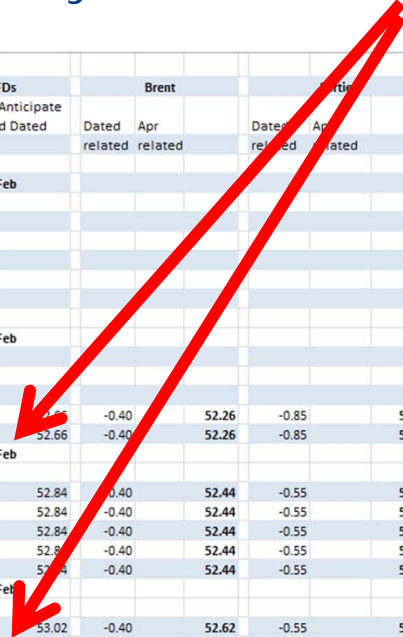
Month-ahead North Sea month used as a price reference

North Sea Dated calculation

Date	02-Feb-15	Anticipate	Brent		Forties		Oseberg			Ekofisk					
		d Dated	Dated	Apr	Dated	Apr	Dated	Apr	Including	Dated	Apr	Including			
Forward N Sea(Apr)	54.48		related	related	related	related	related	related	Quality	Quality	related	related	Quality	Quality	
Current CFD week	02 Feb-06 Feb								Premium	Premium			Premium	Premium	
0 Mon	02-Feb	0													
1 Tue	03-Feb	0													
2 Wed	04-Feb	0													
3 Thu	05-Feb	0													
4 Fri	06-Feb	0													
5															
6 1st CFD week	09 Feb-13 Feb														
7 Mon	09-Feb	-1.82													
8 Tue	10-Feb	-1.82													
9 Wed	11-Feb	-1.82													
10 Thu	12-Feb	-1.82	52.66	-0.40	52.26	-0.85	51.81	0.50	53.16	0.80	52.36	0.20	52.86	0.38	52.48
11 Fri	13-Feb	-1.82	52.66	-0.40	52.26	-0.85	51.81	0.50	53.16	0.80	52.36	0.20	52.86	0.38	52.48
12 2nd CFD week	16 Feb-20 Feb														
13															
14 Mon	16-Feb	-1.64	52.84	-0.40	52.44	-0.55	52.29	0.50	53.34	0.80	52.54	0.20	53.04	0.38	52.66
15 Tue	17-Feb	-1.64	52.84	-0.40	52.44	-0.55	52.29	0.50	53.34	0.80	52.54	0.20	53.04	0.38	52.66
16 Wed	18-Feb	-1.64	52.84	-0.40	52.44	-0.55	52.29	0.50	53.34	0.80	52.54	0.20	53.04	0.38	52.66
17 Thu	19-Feb	-1.64	52.84	-0.40	52.44	-0.55	52.29	0.50	53.34	0.80	52.54	0.20	53.04	0.38	52.66
18 Fri	20-Feb	-1.64	52.84	-0.40	52.44	-0.55	52.29	0.50	53.34	0.80	52.54	0.20	53.04	0.38	52.66
19 3rd CFD week	23 Feb-27 Feb														
20															
21 Mon	23-Feb	-1.46	53.02	-0.40	52.62	-0.55	52.47	0.50	53.52	0.80	52.72	0.20	53.22	0.38	52.84
22 Tue	24-Feb	-1.46	53.02	-0.40	52.62	-0.55	52.47	0.50	53.52	0.80	52.72	0.20	53.22	0.38	52.84
23 Wed	25-Feb	-1.46	53.02	-0.40	52.62	-0.55	52.47	0.50	53.52	0.80	52.72	0.20	53.22	0.38	52.84
24 Thu	26-Feb	-1.46	53.02	-0.40	52.62	-0.55	52.47	0.50	53.52	0.80	52.72	0.20	53.22	0.38	52.84
25 Fri	27-Feb	-1.46	53.02	-0.40	52.62	-0.55	52.47	0.50	53.52	0.80	52.72	0.20	53.22	0.38	52.84
26 4th CFD week	02 Mar-06 Mar														
27															
28 Mon	02-Mar	-1.27	53.21	-0.40	52.81	-0.55	52.66	0.50	53.71	0.71	53.00	0.20	53.41	0.37	53.04
29 Tue	03-Mar	-1.27													
30 Wed	04-Mar	-1.27													
31 Thu	05-Mar	-1.27													
32 Fri	06-Mar	-1.27													
33 5th CFD week	09 Mar-13 Mar														
34															
35 Mon	09-Mar	-1.07													
36 Tue	10-Mar	-1.07													
37 Wed	11-Mar	-1.07													
38 Thu	12-Mar	-1.07													
39 Fri	13-Mar	-1.07													
Anticipated Dated average for 10 days -month ahead	Apr N Sea	52.91	Dated Compone	52.51	Dated Component	52.31	Dated Component	53.41	52.62	Dated Component	53.11	52.73			

CFD values for 10 days-month ahead

North Sea Dated calculation																
Date	02-Feb-15	CFDs		Brent		Tirir		Oseberg			Ekofisk					
		Anticipate	Dated	Dated	Dated	Dated	Dated	Dated	Apr	Quality	Including	Dated	Apr	Quality	Including	
Forward N Sea(Apr)	54.48	d Dated	related	related	related	related	related	related	related	Premium	Premium	related	related	Premium	Premium	
Current CFD week		02 Feb-06 Feb														
0 Mon	02-Feb	0														
1 Tue	03-Feb	0														
2 Wed	04-Feb	0														
3 Thu	05-Feb	0														
4 Fri	06-Feb	0														
5																
6 1st CFD week		09 Feb-13 Feb														
7 Mon	09-Feb	-1.82														
8 Tue	10-Feb	-1.82														
9 Wed	11-Feb	-1.82														
10 Thu	12-Feb	-1.82	-2.66	-0.40	52.26	-0.85	51.81	0.50	53.16	0.80	52.36	0.20	52.86	0.38	52.48	
11 Fri	13-Feb	-1.82	-2.66	-0.40	52.26	-0.85	51.81	0.50	53.16	0.80	52.36	0.20	52.86	0.38	52.48	
12 2nd CFD week		16 Feb-20 Feb														
13																
14 Mon	16-Feb	-1.64	52.84	-0.40	52.44	-0.55	52.29	0.50	53.34	0.80	52.54	0.20	53.04	0.38	52.66	
15 Tue	17-Feb	-1.64	52.84	-0.40	52.44	-0.55	52.29	0.50	53.34	0.80	52.54	0.20	53.04	0.38	52.66	
16 Wed	18-Feb	-1.64	52.84	-0.40	52.44	-0.55	52.29	0.50	53.34	0.80	52.54	0.20	53.04	0.38	52.66	
17 Thu	19-Feb	-1.64	52.84	-0.40	52.44	-0.55	52.29	0.50	53.34	0.80	52.54	0.20	53.04	0.38	52.66	
18 Fri	20-Feb	-1.64	52.84	-0.40	52.44	-0.55	52.29	0.50	53.34	0.80	52.54	0.20	53.04	0.38	52.66	
19 3rd CFD week		23 Feb-27 Feb														
20																
21 Mon	23-Feb	-1.46	53.02	-0.40	52.62	-0.55	52.47	0.50	53.52	0.80	52.72	0.20	53.22	0.38	52.84	
22 Tue	24-Feb	-1.46	53.02	-0.40	52.62	-0.55	52.47	0.50	53.52	0.80	52.72	0.20	53.22	0.38	52.84	
23 Wed	25-Feb	-1.46	53.02	-0.40	52.62	-0.55	52.47	0.50	53.52	0.80	52.72	0.20	53.22	0.38	52.84	
24 Thu	26-Feb	-1.46	53.02	-0.40	52.62	-0.55	52.47	0.50	53.52	0.80	52.72	0.20	53.22	0.38	52.84	
25 Fri	27-Feb	-1.46	53.02	-0.40	52.62	-0.55	52.47	0.50	53.52	0.80	52.72	0.20	53.22	0.38	52.84	
26 4th CFD week		02 Mar-06 Mar														
27																
28 Mon	02-Mar	-1.27	53.21	-0.40	52.81	-0.55	52.66	0.50	53.71	0.71	53.00	0.20	53.41	0.37	53.04	
29 Tue	03-Mar	-1.27														
30 Wed	04-Mar	-1.27														
31 Thu	05-Mar	-1.27														
32 Fri	06-Mar	-1.27														
33 5th CFD week		09 Mar-13 Mar														
34																
35 Mon	09-Mar	-1.07														
36 Tue	10-Mar	-1.07														
37 Wed	11-Mar	-1.07														
38 Thu	12-Mar	-1.07														
39 Fri	13-Mar	-1.07														
Anticipated Dated average for 10 days -month ahead		Apr N Sea	52.91	Dated Compone	52.51	Dated Component	52.31	Dated Component	53.41		52.62	Dated Component	53.11		52.73	



Anticipated Dated for 10 days-month ahead

North Sea Dated calculation																
Date	02-Feb-15	CFDs		Brent		Forties		Oseberg			Ekofisk					
		Anticipate	Dated	Dated	Dated	Dated	Dated	Dated	Dated	Including	Dated	Dated	Dated	Dated	Including	
Forward N Sea(Apr)	54.43	d Dated	related	related	related	related	related	related	Quality	Quality	related	related	related	related	Quality	
Current CFD week	02 Feb-06 Feb								Premium	Premium					Premium	
0 Mon	02-Feb	0														
1 Tue	03-Feb	0														
2 Wed	04-Feb	0														
3 Thu	05-Feb	0														
4 Fri	06-Feb	0														
5																
6 1st CFD week	09 Feb-13 Feb															
7 Mon	09-Feb	-1.82														
8 Tue	10-Feb	-1.82														
9 Wed	11-Feb	-1.82														
10 Thu	12-Feb	-1.82	52.66	-0.40	52.26	-0.85	51.81	0.50	53.16	0.80	52.36	0.20	52.86	0.38	52.48	
11 Fri	13-Feb	-1.82	52.66	-0.40	52.26	-0.85	51.81	0.50	53.16	0.80	52.36	0.20	52.86	0.38	52.48	
12 2nd CFD week	16 Feb-20 Feb															
13																
14 Mon	16-Feb	-1.64	52.84	-0.40	52.44	-0.55	52.29	0.50	53.34	0.80	52.54	0.20	53.04	0.38	52.66	
15 Tue	17-Feb	-1.64	52.84	-0.40	52.44	-0.55	52.29	0.50	53.34	0.80	52.54	0.20	53.04	0.38	52.66	
16 Wed	18-Feb	-1.64	52.84	-0.40	52.44	-0.55	52.29	0.50	53.34	0.80	52.54	0.20	53.04	0.38	52.66	
17 Thu	19-Feb	-1.64	52.84	-0.40	52.44	-0.55	52.29	0.50	53.34	0.80	52.54	0.20	53.04	0.38	52.66	
18 Fri	20-Feb	-1.64	52.84	-0.40	52.44	-0.55	52.29	0.50	53.34	0.80	52.54	0.20	53.04	0.38	52.66	
19 3rd CFD week	23 Feb-27 Feb															
20																
21 Mon	23-Feb	-1.46	53.02	-0.40	52.62	-0.55	52.47	0.50	53.52	0.80	52.72	0.20	53.22	0.38	52.84	
22 Tue	24-Feb	-1.46	53.02	-0.40	52.62	-0.55	52.47	0.50	53.52	0.80	52.72	0.20	53.22	0.38	52.84	
23 Wed	25-Feb	-1.46	53.02	-0.40	52.62	-0.55	52.47	0.50	53.52	0.80	52.72	0.20	53.22	0.38	52.84	
24 Thu	26-Feb	-1.46	53.02	-0.40	52.62	-0.55	52.47	0.50	53.52	0.80	52.72	0.20	53.22	0.38	52.84	
25 Fri	27-Feb	-1.46	53.02	-0.40	52.62	-0.55	52.47	0.50	53.52	0.80	52.72	0.20	53.22	0.38	52.84	
26 4th CFD week	02 Mar-06 Mar															
27																
28 Mon	02-Mar	-1.27	53.21	-0.40	52.81	-0.55	52.66	0.50	53.71	0.71	53.00	0.20	53.41	0.37	53.04	
29 Tue	03-Mar	-1.27														
30 Wed	04-Mar	-1.27														
31 Thu	05-Mar	-1.27														
32 Fri	06-Mar	-1.27														
33 5th CFD week	09 Mar-13 Mar															
34																
35 Mon	09-Mar	-1.07														
36 Tue	10-Mar	-1.07														
37 Wed	11-Mar	-1.07														
38 Thu	12-Mar	-1.07														
39 Fri	13-Mar	-1.07														
Anticipated Dated average for 10 days -month ahead	Apr N Sea	52.91	Dated Compo	52.51	Dated Component	52.31	Dated Component	53.41		52.62	Dated Component	53.11		52.73		

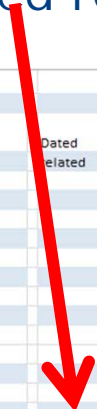
Brent curve assessed Dated related

North Sea Dated calculation																
Date	02-Feb-15	CFDs		Brent		Forties		Oseberg			Ekofisk					
		Anticipate	Dated	Dated	Dated	Apr	Apr	Dated	Apr	Quality	Quality	Including	Dated	Apr	Quality	Including
Forward N Sea(Apr)	54.48	d Dated	related	related	related	related	related	related	related	Premium	Premium	Premium	related	related	Premium	Premium
Current CFD week		02 Feb-06 Feb														
0 Mon	02-Feb	0														
1 Tue	03-Feb	0														
2 Wed	04-Feb	0														
3 Thu	05-Feb	0														
4 Fri	06-Feb	0														
5																
6 1st CFD week		09 Feb-13 Feb														
7 Mon	09-Feb	-1.82														
8 Tue	10-Feb	-1.82														
9 Wed	11-Feb	-1.82														
10 Thu	12-Feb	-1.82	52.66	-0.40	52.26	-0.85	51.81	0.50	53.16	0.80	52.36	0.20	52.86	0.38	52.48	
11 Fri	13-Feb	-1.82	52.66	-0.40	52.26	-0.85	51.81	0.50	53.16	0.80	52.36	0.20	52.86	0.38	52.48	
12 2nd CFD week		16 Feb-20 Feb														
13																
14 Mon	16-Feb	-1.64	52.84	-0.40	52.44	-0.55	52.29	0.50	53.34	0.80	52.54	0.20	53.04	0.38	52.66	
15 Tue	17-Feb	-1.64	52.84	-0.40	52.44	-0.55	52.29	0.50	53.34	0.80	52.54	0.20	53.04	0.38	52.66	
16 Wed	18-Feb	-1.64	52.84	-0.40	52.44	-0.55	52.29	0.50	53.34	0.80	52.54	0.20	53.04	0.38	52.66	
17 Thu	19-Feb	-1.64	52.84	-0.40	52.44	-0.55	52.29	0.50	53.34	0.80	52.54	0.20	53.04	0.38	52.66	
18 Fri	20-Feb	-1.64	52.84	-0.40	52.44	-0.55	52.29	0.50	53.34	0.80	52.54	0.20	53.04	0.38	52.66	
19 3rd CFD week		23 Feb-27 Feb														
20																
21 Mon	23-Feb	-1.46	53.02	-0.40	52.62	-0.55	52.47	0.50	53.52	0.80	52.72	0.20	53.22	0.38	52.84	
22 Tue	24-Feb	-1.46	53.02	-0.40	52.62	-0.55	52.47	0.50	53.52	0.80	52.72	0.20	53.22	0.38	52.84	
23 Wed	25-Feb	-1.46	53.02	-0.40	52.62	-0.55	52.47	0.50	53.52	0.80	52.72	0.20	53.22	0.38	52.84	
24 Thu	26-Feb	-1.46	53.02	-0.40	52.62	-0.55	52.47	0.50	53.52	0.80	52.72	0.20	53.22	0.38	52.84	
25 Fri	27-Feb	-1.46	53.02	-0.40	52.62	-0.55	52.47	0.50	53.52	0.80	52.72	0.20	53.22	0.38	52.84	
26 4th CFD week		02 Mar-06 Mar														
27																
28 Mon	02-Mar	-1.27	53.21	-0.40	52.81	-0.55	52.66	0.50	53.71	0.71	53.00	0.20	53.41	0.37	53.04	
29 Tue	03-Mar	-1.27														
30 Wed	04-Mar	-1.27														
31 Thu	05-Mar	-1.27														
32 Fri	06-Mar	-1.27														
33 5th CFD week		09 Mar-13 Mar														
34																
35 Mon	09-Mar	-1.07														
36 Tue	10-Mar	-1.07														
37 Wed	11-Mar	-1.07														
38 Thu	12-Mar	-1.07														
39 Fri	13-Mar	-1.07														
Anticipated Dated average for 10 days -month ahead		Apr N Sea	52.91	Dated Compone	52.51	Dated Component	52.31	Dated Component	53.41		52.62	Dated Component	53.11		52.73	



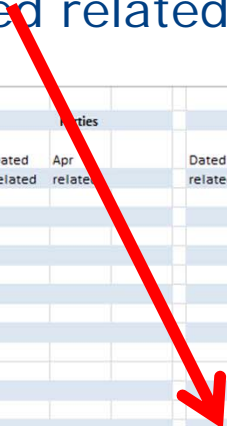
Forties curve assessed Dated related

North Sea Dated calculation																
Date	02-Feb-15	CFDs		Brent		Forties		Oseberg			Ekofisk					
		Anticipate	Dated	Dated	Dated	Dated	Dated	Dated	Dated	Including	Dated	Dated	Dated	Dated	Including	
		d Dated	related	related	related	related	related	related	related	Quality	related	related	related	related	Quality	
Forward N Sea(Apr)	54.48									Quality					Quality	
		Premium	Premium							Premium	Premium			Premium	Premium	
Current CFD week		02 Feb-06 Feb														
0 Mon	02-Feb	0														
1 Tue	03-Feb	0														
2 Wed	04-Feb	0														
3 Thu	05-Feb	0														
4 Fri	06-Feb	0														
5																
6 1st CFD week		09 Feb-13 Feb														
7 Mon	09-Feb	-1.82														
8 Tue	10-Feb	-1.82														
9 Wed	11-Feb	-1.82														
10 Thu	12-Feb	-1.82	52.66	-0.40	52.26	-0.85	51.81	0.50	53.16	0.80	52.36	0.20	52.86	0.38	52.48	
11 Fri	13-Feb	-1.82	52.66	-0.40	52.26	-0.85	51.81	0.50	53.16	0.80	52.36	0.20	52.86	0.38	52.48	
12 2nd CFD week		16 Feb-20 Feb														
13																
14 Mon	16-Feb	-1.64	52.84	-0.40	52.44	-0.55	52.29	0.50	53.34	0.80	52.54	0.20	53.04	0.38	52.66	
15 Tue	17-Feb	-1.64	52.84	-0.40	52.44	-0.55	52.29	0.50	53.34	0.80	52.54	0.20	53.04	0.38	52.66	
16 Wed	18-Feb	-1.64	52.84	-0.40	52.44	-0.55	52.29	0.50	53.34	0.80	52.54	0.20	53.04	0.38	52.66	
17 Thu	19-Feb	-1.64	52.84	-0.40	52.44	-0.55	52.29	0.50	53.34	0.80	52.54	0.20	53.04	0.38	52.66	
18 Fri	20-Feb	-1.64	52.84	-0.40	52.44	-0.55	52.29	0.50	53.34	0.80	52.54	0.20	53.04	0.38	52.66	
19 3rd CFD week		23 Feb-27 Feb														
20																
21 Mon	23-Feb	-1.46	53.02	-0.40	52.62	-0.55	52.47	0.50	53.52	0.80	52.72	0.20	53.22	0.38	52.84	
22 Tue	24-Feb	-1.46	53.02	-0.40	52.62	-0.55	52.47	0.50	53.52	0.80	52.72	0.20	53.22	0.38	52.84	
23 Wed	25-Feb	-1.46	53.02	-0.40	52.62	-0.55	52.47	0.50	53.52	0.80	52.72	0.20	53.22	0.38	52.84	
24 Thu	26-Feb	-1.46	53.02	-0.40	52.62	-0.55	52.47	0.50	53.52	0.80	52.72	0.20	53.22	0.38	52.84	
25 Fri	27-Feb	-1.46	53.02	-0.40	52.62	-0.55	52.47	0.50	53.52	0.80	52.72	0.20	53.22	0.38	52.84	
26 4th CFD week		02 Mar-06 Mar														
27																
28 Mon	02-Mar	-1.27	53.21	-0.40	52.81	-0.55	52.66	0.50	53.71	0.71	53.00	0.20	53.41	0.37	53.04	
29 Tue	03-Mar	-1.27														
30 Wed	04-Mar	-1.27														
31 Thu	05-Mar	-1.27														
32 Fri	06-Mar	-1.27														
33 5th CFD week		09 Mar-13 Mar														
34																
35 Mon	09-Mar	-1.07														
36 Tue	10-Mar	-1.07														
37 Wed	11-Mar	-1.07														
38 Thu	12-Mar	-1.07														
39 Fri	13-Mar	-1.07														
Anticipated Dated average for 10 days -month ahead		Apr N Sea	52.91	Dated Compone	52.51	Dated Component	52.31	Dated Component	53.41		52.62	Dated Component	53.11		52.73	



Oseberg curve assessed Dated related

North Sea Dated calculation																
Date	02-Feb-15	CFDs		Brent		Forties		Oseberg				Ekofisk				
		Anticipate		Dated	Apr	Dated	Apr	Dated	Apr		Including	Dated	Apr		Including	
Forward N Sea(Apr)	54.48	Dated		related	related	related	related	related	related	Quality	Quality	related	related	Quality	Quality	
										Premium	Premium			Premium	Premium	
Current CFD week		02 Feb-06 Feb														
0 Mon	02-Feb	0														
1 Tue	03-Feb	0														
2 Wed	04-Feb	0														
3 Thu	05-Feb	0														
4 Fri	06-Feb	0														
5																
6 1st CFD week		09 Feb-13 Feb														
7 Mon	09-Feb	-1.82														
8 Tue	10-Feb	-1.82														
9 Wed	11-Feb	-1.82														
10 Thu	12-Feb	-1.82	52.66	-0.40	52.26	-0.85	51.81	0.50		53.16	0.80	52.36	0.20	52.86	0.38	52.48
11 Fri	13-Feb	-1.82	52.66	-0.40	52.26	-0.85	51.81	0.50		53.16	0.80	52.36	0.20	52.86	0.38	52.48
12 2nd CFD week		16 Feb-20 Feb														
13																
14 Mon	16-Feb	-1.64	52.84	-0.40	52.44	-0.55	52.29	0.50		53.34	0.80	52.54	0.20	53.04	0.38	52.66
15 Tue	17-Feb	-1.64	52.84	-0.40	52.44	-0.55	52.29	0.50		53.34	0.80	52.54	0.20	53.04	0.38	52.66
16 Wed	18-Feb	-1.64	52.84	-0.40	52.44	-0.55	52.29	0.50		53.34	0.80	52.54	0.20	53.04	0.38	52.66
17 Thu	19-Feb	-1.64	52.84	-0.40	52.44	-0.55	52.29	0.50		53.34	0.80	52.54	0.20	53.04	0.38	52.66
18 Fri	20-Feb	-1.64	52.84	-0.40	52.44	-0.55	52.29	0.50		53.34	0.80	52.54	0.20	53.04	0.38	52.66
19 3rd CFD week		23 Feb-27 Feb														
20																
21 Mon	23-Feb	-1.46	53.02	-0.40	52.62	-0.55	52.47	0.50		53.52	0.80	52.72	0.20	53.22	0.38	52.84
22 Tue	24-Feb	-1.46	53.02	-0.40	52.62	-0.55	52.47	0.50		53.52	0.80	52.72	0.20	53.22	0.38	52.84
23 Wed	25-Feb	-1.46	53.02	-0.40	52.62	-0.55	52.47	0.50		53.52	0.80	52.72	0.20	53.22	0.38	52.84
24 Thu	26-Feb	-1.46	53.02	-0.40	52.62	-0.55	52.47	0.50		53.52	0.80	52.72	0.20	53.22	0.38	52.84
25 Fri	27-Feb	-1.46	53.02	-0.40	52.62	-0.55	52.47	0.50		53.52	0.80	52.72	0.20	53.22	0.38	52.84
26 4th CFD week		02 Mar-06 Mar														
27																
28 Mon	02-Mar	-1.27	53.21	-0.40	52.81	-0.55	52.66	0.50		53.71	0.71	53.00	0.20	53.41	0.37	53.04
29 Tue	03-Mar	-1.27														
30 Wed	04-Mar	-1.27														
31 Thu	05-Mar	-1.27														
32 Fri	06-Mar	-1.27														
33 5th CFD week		09 Mar-13 Mar														
34																
35 Mon	09-Mar	-1.07														
36 Tue	10-Mar	-1.07														
37 Wed	11-Mar	-1.07														
38 Thu	12-Mar	-1.07														
39 Fri	13-Mar	-1.07														
Anticipated Dated average for 10 days -month ahead		Apr N Sea	52.91	Dated Compone	52.51	Dated Component	52.31	Dated Component		53.41		52.62	Dated Component	53.11		52.73



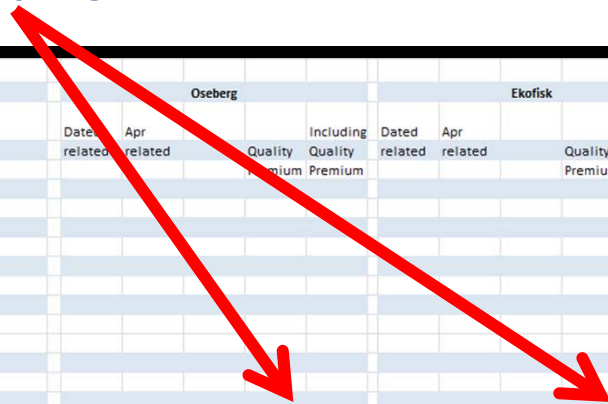
Ekofisk curve assessed Dated related

North Sea Dated calculation																
Date	02-Feb-15	CFDs		Brent		Forties		Oseberg			Ekofisk					
		Anticipate	Dated	Dated	Dated	Dated	Dated	Dated	Dated	Including	Dated	Dated	Dated	Dated	Including	
Forward N Sea(Apr)	54.48	d Dated	related	related	related	related	related	related	related	Quality	Quality	related	related	Quality	Quality	
										Premium	Premium			Premium	Premium	
Current CFD week		02 Feb-06 Feb														
0 Mon	02-Feb	0														
1 Tue	03-Feb	0														
2 Wed	04-Feb	0														
3 Thu	05-Feb	0														
4 Fri	06-Feb	0														
5																
6 1st CFD week		09 Feb-13 Feb														
7 Mon	09-Feb	-1.82														
8 Tue	10-Feb	-1.82														
9 Wed	11-Feb	-1.82														
10 Thu	12-Feb	-1.82	52.66	-0.40	52.26	-0.85	51.81	0.50	53.16	0.80	52.36	0.20	52.86	0.38	52.48	
11 Fri	13-Feb	-1.82	52.66	-0.40	52.26	-0.85	51.81	0.50	53.16	0.80	52.36	0.20	52.86	0.38	52.48	
12 2nd CFD week		16 Feb-20 Feb														
13																
14 Mon	16-Feb	-1.64	52.84	-0.40	52.44	-0.55	52.29	0.50	53.34	0.80	52.54	0.20	53.04	0.38	52.66	
15 Tue	17-Feb	-1.64	52.84	-0.40	52.44	-0.55	52.29	0.50	53.34	0.80	52.54	0.20	53.04	0.38	52.66	
16 Wed	18-Feb	-1.64	52.84	-0.40	52.44	-0.55	52.29	0.50	53.34	0.80	52.54	0.20	53.04	0.38	52.66	
17 Thu	19-Feb	-1.64	52.84	-0.40	52.44	-0.55	52.29	0.50	53.34	0.80	52.54	0.20	53.04	0.38	52.66	
18 Fri	20-Feb	-1.64	52.84	-0.40	52.44	-0.55	52.29	0.50	53.34	0.80	52.54	0.20	53.04	0.38	52.66	
19 3rd CFD week		23 Feb-27 Feb														
20																
21 Mon	23-Feb	-1.46	53.02	-0.40	52.62	-0.55	52.47	0.50	53.52	0.80	52.72	0.20	53.22	0.38	52.84	
22 Tue	24-Feb	-1.46	53.02	-0.40	52.62	-0.55	52.47	0.50	53.52	0.80	52.72	0.20	53.22	0.38	52.84	
23 Wed	25-Feb	-1.46	53.02	-0.40	52.62	-0.55	52.47	0.50	53.52	0.80	52.72	0.20	53.22	0.38	52.84	
24 Thu	26-Feb	-1.46	53.02	-0.40	52.62	-0.55	52.47	0.50	53.52	0.80	52.72	0.20	53.22	0.38	52.84	
25 Fri	27-Feb	-1.46	53.02	-0.40	52.62	-0.55	52.47	0.50	53.52	0.80	52.72	0.20	53.22	0.38	52.84	
26 4th CFD week		02 Mar-06 Mar														
27																
28 Mon	02-Mar	-1.27	53.21	-0.40	52.81	-0.55	52.66	0.50	53.71	0.71	53.00	0.20	53.41	0.37	53.04	
29 Tue	03-Mar	-1.27														
30 Wed	04-Mar	-1.27														
31 Thu	05-Mar	-1.27														
32 Fri	06-Mar	-1.27														
33 5th CFD week		09 Mar-13 Mar														
34																
35 Mon	09-Mar	-1.07														
36 Tue	10-Mar	-1.07														
37 Wed	11-Mar	-1.07														
38 Thu	12-Mar	-1.07														
39 Fri	13-Mar	-1.07														
Anticipated Dated average for 10 days -month ahead		Apr N Sea	52.91	Dated Compone	52.51	Dated Component	52.31	Dated Component	53.41		52.62	Dated Component	53.11		52.73	



Oseberg and Ekofisk quality premiums

North Sea Dated calculation																
Date	02-Feb-15		CFDs		Brent		Forties		Oseberg			Ekofisk				
		Anticipate	Dated	Apr	Dated	Apr	Dated	Apr	Dated	Apr	Including	Dated	Apr	Including		
Forward N Sea(Apr)	54.48	d Dated	related	related	related	related	related	related	related	related	Quality Premium	related	related	Quality Premium		
Current CFD week	02 Feb-06 Feb															
0 Mon	02-Feb	0														
1 Tue	03-Feb	0														
2 Wed	04-Feb	0														
3 Thu	05-Feb	0														
4 Fri	06-Feb	0														
5																
6 1st CFD week	09 Feb-13 Feb															
7 Mon	09-Feb	-1.82														
8 Tue	10-Feb	-1.82														
9 Wed	11-Feb	-1.82														
10 Thu	12-Feb	-1.82	52.66	-0.40	52.26	-0.85	51.81	0.50	53.16	0.80	52.36	0.20	52.86	0.38	52.48	
11 Fri	13-Feb	-1.82	52.66	-0.40	52.26	-0.85	51.81	0.50	53.16	0.80	52.36	0.20	52.86	0.38	52.48	
12 2nd CFD week	16 Feb-20 Feb															
13																
14 Mon	16-Feb	-1.64	52.84	-0.40	52.44	-0.55	52.29	0.50	53.34	0.80	52.54	0.20	53.04	0.38	52.66	
15 Tue	17-Feb	-1.64	52.84	-0.40	52.44	-0.55	52.29	0.50	53.34	0.80	52.54	0.20	53.04	0.38	52.66	
16 Wed	18-Feb	-1.64	52.84	-0.40	52.44	-0.55	52.29	0.50	53.34	0.80	52.54	0.20	53.04	0.38	52.66	
17 Thu	19-Feb	-1.64	52.84	-0.40	52.44	-0.55	52.29	0.50	53.34	0.80	52.54	0.20	53.04	0.38	52.66	
18 Fri	20-Feb	-1.64	52.84	-0.40	52.44	-0.55	52.29	0.50	53.34	0.80	52.54	0.20	53.04	0.38	52.66	
19 3rd CFD week	23 Feb-27 Feb															
20																
21 Mon	23-Feb	-1.46	53.02	-0.40	52.62	-0.55	52.47	0.50	53.52	0.80	52.72	0.20	53.22	0.38	52.84	
22 Tue	24-Feb	-1.46	53.02	-0.40	52.62	-0.55	52.47	0.50	53.52	0.80	52.72	0.20	53.22	0.38	52.84	
23 Wed	25-Feb	-1.46	53.02	-0.40	52.62	-0.55	52.47	0.50	53.52	0.80	52.72	0.20	53.22	0.38	52.84	
24 Thu	26-Feb	-1.46	53.02	-0.40	52.62	-0.55	52.47	0.50	53.52	0.80	52.72	0.20	53.22	0.38	52.84	
25 Fri	27-Feb	-1.46	53.02	-0.40	52.62	-0.55	52.47	0.50	53.52	0.80	52.72	0.20	53.22	0.38	52.84	
26 4th CFD week	02 Mar-06 Mar															
27																
28 Mon	02-Mar	-1.27	53.21	-0.40	52.81	-0.55	52.66	0.50	53.71	0.71	53.00	0.20	53.41	0.37	53.04	
29 Tue	03-Mar	-1.27														
30 Wed	04-Mar	-1.27														
31 Thu	05-Mar	-1.27														
32 Fri	06-Mar	-1.27														
33 5th CFD week	09 Mar-13 Mar															
34																
35 Mon	09-Mar	-1.07														
36 Tue	10-Mar	-1.07														
37 Wed	11-Mar	-1.07														
38 Thu	12-Mar	-1.07														
39 Fri	13-Mar	-1.07														
Anticipated Dated average for 10 days -month ahead	Apr N Sea	52.91	Dated Compone	52.51	Dated Component	52.31	Dated Component	53.41	52.62	Dated Component	53.11	52.73				

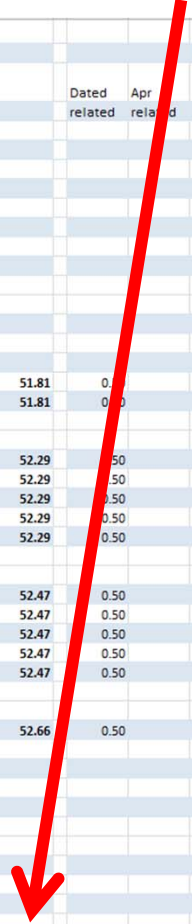


Average price of Brent component in 10 days-month ahead period

North Sea Dated calculation																
Date	02-Feb-15	CFDs		Brent		Forties		Oseberg				Ekofisk				
		Anticipate	Dated	Dated	Apr	Dated	Apr	Dated	Apr	Quality	Including	Dated	Apr	Quality	Including	
Forward N Sea(Apr)	54.48	Dated	related	related	related	related	related	related	related	Premium	Premium	related	related	Premium	Premium	
Current CFD week		02 Feb-06 Feb														
0 Mon	02-Feb	0														
1 Tue	03-Feb	0														
2 Wed	04-Feb	0														
3 Thu	05-Feb	0														
4 Fri	06-Feb	0														
5																
6 1st CFD week		09 Feb-13 Feb														
7 Mon	09-Feb	-1.82														
8 Tue	10-Feb	-1.82														
9 Wed	11-Feb	-1.82														
10 Thu	12-Feb	-1.82	52.66	-0.40	52.26	-0.85	51.81	0.50	53.16	0.80	52.36	0.20	52.86	0.38	52.48	
11 Fri	13-Feb	-1.82	52.66	-0.40	52.26	-0.85	51.81	0.50	53.16	0.80	52.36	0.20	52.86	0.38	52.48	
12 2nd CFD week		16 Feb-20 Feb														
13																
14 Mon	16-Feb	-1.64	52.84	-0.40	52.44	-0.55	52.29	0.50	53.34	0.80	52.54	0.20	53.04	0.38	52.66	
15 Tue	17-Feb	-1.64	52.84	-0.40	52.44	-0.55	52.29	0.50	53.34	0.80	52.54	0.20	53.04	0.38	52.66	
16 Wed	18-Feb	-1.64	52.84	-0.40	52.44	-0.55	52.29	0.50	53.34	0.80	52.54	0.20	53.04	0.38	52.66	
17 Thu	19-Feb	-1.64	52.84	-0.40	52.44	-0.55	52.29	0.50	53.34	0.80	52.54	0.20	53.04	0.38	52.66	
18 Fri	20-Feb	-1.64	52.84	-0.40	52.44	-0.55	52.29	0.50	53.34	0.80	52.54	0.20	53.04	0.38	52.66	
19 3rd CFD week		23 Feb-27 Feb														
20																
21 Mon	23-Feb	-1.46	53.02	-0.40	52.62	-0.55	52.47	0.50	53.52	0.80	52.72	0.20	53.22	0.38	52.84	
22 Tue	24-Feb	-1.46	53.02	-0.40	52.62	-0.55	52.47	0.50	53.52	0.80	52.72	0.20	53.22	0.38	52.84	
23 Wed	25-Feb	-1.46	53.02	-0.40	52.62	-0.55	52.47	0.50	53.52	0.80	52.72	0.20	53.22	0.38	52.84	
24 Thu	26-Feb	-1.46	53.02	-0.40	52.62	-0.55	52.47	0.50	53.52	0.80	52.72	0.20	53.22	0.38	52.84	
25 Fri	27-Feb	-1.46	53.02	-0.40	52.62	-0.55	52.47	0.50	53.52	0.80	52.72	0.20	53.22	0.38	52.84	
26 4th CFD week		02 Mar-06 Mar														
27																
28 Mon	02-Mar	-1.27	53.21	-0.40	52.81	-0.55	52.66	0.50	53.71	0.71	53.00	0.20	53.41	0.37	53.04	
29 Tue	03-Mar	-1.27														
30 Wed	04-Mar	-1.27														
31 Thu	05-Mar	-1.27														
32 Fri	06-Mar	-1.27														
33 5th CFD week		09 Mar-13 Mar														
34																
35 Mon	09-Mar	-1.07														
36 Tue	10-Mar	-1.07														
37 Wed	11-Mar	-1.07														
38 Thu	12-Mar	-1.07														
39 Fri	13-Mar	-1.07														
Anticipated Dated average for 10 days-month ahead		Apr N Sea	52.91	Dated Component	52.51	Dated Component	52.31	Dated Component	53.41		52.62	Dated Component	53.11		52.73	

Average price of Forties component in 10 days-month ahead period

North Sea Dated calculation																	
Date	02-Feb-15	CFDs			Brent		Forties			Oseberg			Ekofisk				
		Anticipate	Dated		Dated	Apr	Dated	Apr	Dated	Apr		Including	Dated	Apr		Including	
Forward N Sea(Apr)	54.48	d Dated	related	related	related	related	related	related	related	related	Quality	Quality	related	related	Quality	Quality	
Current CFD week	02 Feb-06 Feb										Premium	Premium			Premium	Premium	
0 Mon	02-Feb	0															
1 Tue	03-Feb	0															
2 Wed	04-Feb	0															
3 Thu	05-Feb	0															
4 Fri	06-Feb	0															
5																	
6 1st CFD week	09 Feb-13 Feb																
7 Mon	09-Feb	-1.82															
8 Tue	10-Feb	-1.82															
9 Wed	11-Feb	-1.82															
10 Thu	12-Feb	-1.82	52.66	-0.40	52.26	-0.85	51.81	0.50	53.16	0.80	52.36	0.20	52.86	0.38	52.48		
11 Fri	13-Feb	-1.82	52.66	-0.40	52.26	-0.85	51.81	0.50	53.16	0.80	52.36	0.20	52.86	0.38	52.48		
12 2nd CFD week	16 Feb-20 Feb																
13																	
14 Mon	16-Feb	-1.64	52.84	-0.40	52.44	-0.55	52.29	0.50	53.34	0.80	52.54	0.20	53.04	0.38	52.66		
15 Tue	17-Feb	-1.64	52.84	-0.40	52.44	-0.55	52.29	0.50	53.34	0.80	52.54	0.20	53.04	0.38	52.66		
16 Wed	18-Feb	-1.64	52.84	-0.40	52.44	-0.55	52.29	0.50	53.34	0.80	52.54	0.20	53.04	0.38	52.66		
17 Thu	19-Feb	-1.64	52.84	-0.40	52.44	-0.55	52.29	0.50	53.34	0.80	52.54	0.20	53.04	0.38	52.66		
18 Fri	20-Feb	-1.64	52.84	-0.40	52.44	-0.55	52.29	0.50	53.34	0.80	52.54	0.20	53.04	0.38	52.66		
19 3rd CFD week	23 Feb-27 Feb																
20																	
21 Mon	23-Feb	-1.46	53.02	-0.40	52.62	-0.55	52.47	0.50	53.52	0.80	52.72	0.20	53.22	0.38	52.84		
22 Tue	24-Feb	-1.46	53.02	-0.40	52.62	-0.55	52.47	0.50	53.52	0.80	52.72	0.20	53.22	0.38	52.84		
23 Wed	25-Feb	-1.46	53.02	-0.40	52.62	-0.55	52.47	0.50	53.52	0.80	52.72	0.20	53.22	0.38	52.84		
24 Thu	26-Feb	-1.46	53.02	-0.40	52.62	-0.55	52.47	0.50	53.52	0.80	52.72	0.20	53.22	0.38	52.84		
25 Fri	27-Feb	-1.46	53.02	-0.40	52.62	-0.55	52.47	0.50	53.52	0.80	52.72	0.20	53.22	0.38	52.84		
26 4th CFD week	02 Mar-06 Mar																
27																	
28 Mon	02-Mar	-1.27	53.21	-0.40	52.81	-0.55	52.66	0.50	53.71	0.71	53.00	0.20	53.41	0.37	53.04		
29 Tue	03-Mar	-1.27															
30 Wed	04-Mar	-1.27															
31 Thu	05-Mar	-1.27															
32 Fri	06-Mar	-1.27															
33 5th CFD week	09 Mar-13 Mar																
34																	
35 Mon	09-Mar	-1.07															
36 Tue	10-Mar	-1.07															
37 Wed	11-Mar	-1.07															
38 Thu	12-Mar	-1.07															
39 Fri	13-Mar	-1.07															
Anticipated Dated average for 10 days -month ahead	Apr N Sea	52.91	Dated Compone	52.51	Dated Component	52.31	Dated Component	53.41	52.62	Dated Component	53.11	52.73					



Average price of Oseberg component in 10 days-month ahead period with quality premium adjustment

North Sea Dated calculation																
Date	02-Feb-15	CFDs		Brent		Forties		Oseberg				Ekofisk				
		Anticipate	Dated	Dated	Dated	Dated	Dated	Dated	Dated	Including	Dated	Dated	Dated	Dated	Including	
Forward N Sea(Apr)	54.48	d Dated	related	related	related	related	related	related	related	Quality Premium	related	related	related	related	Quality Premium	
Current CFD week		02 Feb-06 Feb														
0 Mon	02-Feb	0														
1 Tue	03-Feb	0														
2 Wed	04-Feb	0														
3 Thu	05-Feb	0														
4 Fri	06-Feb	0														
5																
6 1st CFD week		09 Feb-13 Feb														
7 Mon	09-Feb	-1.82														
8 Tue	10-Feb	-1.82														
9 Wed	11-Feb	-1.82														
10 Thu	12-Feb	-1.82	52.66	-0.40	52.26	-0.85	51.81	0.50	53.16	0.80	52.36	0.20	52.86	0.38	52.48	
11 Fri	13-Feb	-1.82	52.66	-0.40	52.26	-0.85	51.81	0.50	53.16	0.80	52.36	0.20	52.86	0.38	52.48	
12 2nd CFD week		16 Feb-20 Feb														
13																
14 Mon	16-Feb	-1.64	52.84	-0.40	52.44	-0.55	52.29	0.50	53.34	0.80	52.54	0.20	53.04	0.38	52.66	
15 Tue	17-Feb	-1.64	52.84	-0.40	52.44	-0.55	52.29	0.50	53.34	0.80	52.54	0.20	53.04	0.38	52.66	
16 Wed	18-Feb	-1.64	52.84	-0.40	52.44	-0.55	52.29	0.50	53.34	0.80	52.54	0.20	53.04	0.38	52.66	
17 Thu	19-Feb	-1.64	52.84	-0.40	52.44	-0.55	52.29	0.50	53.34	0.80	52.54	0.20	53.04	0.38	52.66	
18 Fri	20-Feb	-1.64	52.84	-0.40	52.44	-0.55	52.29	0.50	53.34	0.80	52.54	0.20	53.04	0.38	52.66	
19 3rd CFD week		23 Feb-27 Feb														
20																
21 Mon	23-Feb	-1.46	53.02	-0.40	52.62	-0.55	52.47	0.50	53.52	0.80	52.72	0.20	53.22	0.38	52.84	
22 Tue	24-Feb	-1.46	53.02	-0.40	52.62	-0.55	52.47	0.50	53.52	0.80	52.72	0.20	53.22	0.38	52.84	
23 Wed	25-Feb	-1.46	53.02	-0.40	52.62	-0.55	52.47	0.50	53.52	0.80	52.72	0.20	53.22	0.38	52.84	
24 Thu	26-Feb	-1.46	53.02	-0.40	52.62	-0.55	52.47	0.50	53.52	0.80	52.72	0.20	53.22	0.38	52.84	
25 Fri	27-Feb	-1.46	53.02	-0.40	52.62	-0.55	52.47	0.50	53.52	0.80	52.72	0.20	53.22	0.38	52.84	
26 4th CFD week		02 Mar-06 Mar														
27																
28 Mon	02-Mar	-1.27	53.21	-0.40	52.81	-0.55	52.66	0.50	53.71	0.71	53.00	0.20	53.41	0.37	53.04	
29 Tue	03-Mar	-1.27														
30 Wed	04-Mar	-1.27														
31 Thu	05-Mar	-1.27														
32 Fri	06-Mar	-1.27														
33 5th CFD week		09 Mar-13 Mar														
34																
35 Mon	09-Mar	-1.07														
36 Tue	10-Mar	-1.07														
37 Wed	11-Mar	-1.07														
38 Thu	12-Mar	-1.07														
39 Fri	13-Mar	-1.07														
Anticipated Dated average for 10 days -month ahead		Apr N Sea	52.91	Dated Compone	52.51	Dated Component	52.31	Dated Component	53.41		52.62	Dated Component	53.11		52.73	



Average price of Ekofisk component in 10 days-month ahead period with quality premium adjustment

North Sea Dated calculation																
Date	02-Feb-15	CFDs			Brent		Forties		Oseberg			Ekofisk				
		Anticipate	Dated		Dated	Apr	Dated	Apr	Dated	Apr		Including	Dated	Apr		Including
Forward N Sea(Apr)	54.48	d Dated	related	related	related	related	related	related	related	related	Quality	Quality	related	related	Quality	Quality
											Premium	Premium			Premium	Premium
Current CFD week		02 Feb-06 Feb														
0 Mon	02-Feb	0														
1 Tue	03-Feb	0														
2 Wed	04-Feb	0														
3 Thu	05-Feb	0														
4 Fri	06-Feb	0														
5																
6 1st CFD week		09 Feb-13 Feb														
7 Mon	09-Feb	-1.82														
8 Tue	10-Feb	-1.82														
9 Wed	11-Feb	-1.82														
10 Thu	12-Feb	-1.82	52.66	-0.40	52.26	-0.85	51.81	0.50	53.16	0.80	52.36	0.20	52.86	0.38	52.48	
11 Fri	13-Feb	-1.82	52.66	-0.40	52.26	-0.85	51.81	0.50	53.16	0.80	52.36	0.20	52.86	0.38	52.48	
12 2nd CFD week		16 Feb-20 Feb														
13																
14 Mon	16-Feb	-1.64	52.84	-0.40	52.44	-0.55	52.29	0.50	53.34	0.80	52.54	0.20	53.04	0.38	52.66	
15 Tue	17-Feb	-1.64	52.84	-0.40	52.44	-0.55	52.29	0.50	53.34	0.80	52.54	0.20	53.04	0.38	52.66	
16 Wed	18-Feb	-1.64	52.84	-0.40	52.44	-0.55	52.29	0.50	53.34	0.80	52.54	0.20	53.04	0.38	52.66	
17 Thu	19-Feb	-1.64	52.84	-0.40	52.44	-0.55	52.29	0.50	53.34	0.80	52.54	0.20	53.04	0.38	52.66	
18 Fri	20-Feb	-1.64	52.84	-0.40	52.44	-0.55	52.29	0.50	53.34	0.80	52.54	0.20	53.04	0.38	52.66	
19 3rd CFD week		23 Feb-27 Feb														
20																
21 Mon	23-Feb	-1.46	53.02	-0.40	52.62	-0.55	52.47	0.50	53.52	0.80	52.72	0.20	53.22	0.38	52.84	
22 Tue	24-Feb	-1.46	53.02	-0.40	52.62	-0.55	52.47	0.50	53.52	0.80	52.72	0.20	53.22	0.38	52.84	
23 Wed	25-Feb	-1.46	53.02	-0.40	52.62	-0.55	52.47	0.50	53.52	0.80	52.72	0.20	53.22	0.38	52.84	
24 Thu	26-Feb	-1.46	53.02	-0.40	52.62	-0.55	52.47	0.50	53.52	0.80	52.72	0.20	53.22	0.38	52.84	
25 Fri	27-Feb	-1.46	53.02	-0.40	52.62	-0.55	52.47	0.50	53.52	0.80	52.72	0.20	53.22	0.38	52.84	
26 4th CFD week		02 Mar-06 Mar														
27																
28 Mon	02-Mar	-1.27	53.21	-0.40	52.81	-0.55	52.66	0.50	53.71	0.71	53.00	0.20	53.41	0.37	53.04	
29 Tue	03-Mar	-1.27														
30 Wed	04-Mar	-1.27														
31 Thu	05-Mar	-1.27														
32 Fri	06-Mar	-1.27														
33 5th CFD week		09 Mar-13 Mar														
34																
35 Mon	09-Mar	-1.07														
36 Tue	10-Mar	-1.07														
37 Wed	11-Mar	-1.07														
38 Thu	12-Mar	-1.07														
39 Fri	13-Mar	-1.07														
Anticipated Dated average for 10 days -month ahead		Apr N Sea	52.91	Dated Compone	52.51	Dated Component	52.31	Dated Component	53.41		52.62	Dated Component	53.11		52.73	



Argus North Sea Dated – the lowest price of the components

North Sea Dated calculation																	
Date	02-Feb-15	CFDs		Brent		Forties		Oseberg				Ekofisk					
		Anticipate	Dated	Dated	Dated	Dated	Dated	Dated	Dated	Including	Dated	Dated	Dated	Dated	Including	Including	
Forward N Sea(Apr)	54.48	d Dated	related	related	related	related	related	related	related	Quality Premium	related	related	related	related	Quality Premium	Quality Premium	
Current CFD week		02 Feb-06 Feb															
0 Mon	02-Feb	0															
1 Tue	03-Feb	0															
2 Wed	04-Feb	0															
3 Thu	05-Feb	0															
4 Fri	06-Feb	0															
5																	
6 1st CFD week		09 Feb-13 Feb															
7 Mon	09-Feb	-1.82															
8 Tue	10-Feb	-1.82															
9 Wed	11-Feb	-1.82															
10 Thu	12-Feb	-1.82	52.66	-0.40	52.26	-0.85	51.81	0.50	53.16	0.80	52.36	0.20	52.86	0.38	52.48		
11 Fri	13-Feb	-1.82	52.66	-0.40	52.26	-0.85	51.81	0.50	53.16	0.80	52.36	0.20	52.86	0.38	52.48		
12 2nd CFD week		16 Feb-20 Feb															
13																	
14 Mon	16-Feb	-1.64	52.84	-0.40	52.44	-0.55	52.29	0.50	53.34	0.80	52.54	0.20	53.04	0.38	52.66		
15 Tue	17-Feb	-1.64	52.84	-0.40	52.44	-0.55	52.29	0.50	53.34	0.80	52.54	0.20	53.04	0.38	52.66		
16 Wed	18-Feb	-1.64	52.84	-0.40	52.44	-0.55	52.29	0.50	53.34	0.80	52.54	0.20	53.04	0.38	52.66		
17 Thu	19-Feb	-1.64	52.84	-0.40	52.44	-0.55	52.29	0.50	53.34	0.80	52.54	0.20	53.04	0.38	52.66		
18 Fri	20-Feb	-1.64	52.84	-0.40	52.44	-0.55	52.29	0.50	53.34	0.80	52.54	0.20	53.04	0.38	52.66		
19 3rd CFD week		23 Feb-27 Feb															
20																	
21 Mon	23-Feb	-1.46	53.02	-0.40	52.62	-0.55	52.47	0.50	53.52	0.80	52.72	0.20	53.22	0.38	52.84		
22 Tue	24-Feb	-1.46	53.02	-0.40	52.62	-0.55	52.47	0.50	53.52	0.80	52.72	0.20	53.22	0.38	52.84		
23 Wed	25-Feb	-1.46	53.02	-0.40	52.62	-0.55	52.47	0.50	53.52	0.80	52.72	0.20	53.22	0.38	52.84		
24 Thu	26-Feb	-1.46	53.02	-0.40	52.62	-0.55	52.47	0.50	53.52	0.80	52.72	0.20	53.22	0.38	52.84		
25 Fri	27-Feb	-1.46	53.02	-0.40	52.62	-0.55	52.47	0.50	53.52	0.80	52.72	0.20	53.22	0.38	52.84		
26 4th CFD week		02 Mar-06 Mar															
27																	
28 Mon	02-Mar	-1.27	53.21	-0.40	52.81	-0.55	52.66	0.50	53.71	0.71	53.00	0.20	53.41	0.37	53.04		
29 Tue	03-Mar	-1.27															
30 Wed	04-Mar	-1.27															
31 Thu	05-Mar	-1.27															
32 Fri	06-Mar	-1.27															
33 5th CFD week		09 Mar-13 Mar															
34																	
35 Mon	09-Mar	-1.07															
36 Tue	10-Mar	-1.07															
37 Wed	11-Mar	-1.07															
38 Thu	12-Mar	-1.07															
39 Fri	13-Mar	-1.07															
Anticipated Dated average for 10 days -month ahead		Apr N Sea	52.91	Dated Compone	52.51	Dated Component	52.31	Dated Component	53.41	52.62	Dated Component	53.11	52.73				

