



Market analysis | Price assessments | Trade Analysis |
Acreage, Inventory & Facilities visualisation tools

Argus AgriMarkets Organic and Non-GMO

Organic and non-GMO commodity price
assessments, market insights, proprietary
data and online analysis tools to help
navigate opaque markets



Argus AgriMarkets Organic and non-GMO service

In-depth analysis and insights

I Weekly summary report and data


This valuable summary report is published weekly. The report provides analysis of organic & non-GMO market dynamics, a forward look at 3 and 6 month market pressures and food-grade market coverage.

Includes organic wheat, corn, soybeans, soy meal and organic dairy, organic corn and soybeans drought indexes.

I Bi-annual commodity outlook report & data

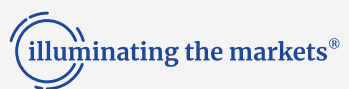
Bi-annual report analyzing supply & demand for organic grain markets, including updated acreage and yield analysis as well as additional supporting datasets.

Includes organic wheat, durum wheat, corn, soybeans, animal inventories, organic livestock and feed demand outlook.



Request a free trial >

Learn more on our methodology >



Argus AgriMarkets Organic and non-GMO service

All your tools and data in one place with Argus Direct

I Drought index

A weekly interactive spreadsheet, covering US organic corn, soybean and wheat production

I Prices, tables and charts

Historical series, charting and formulas

I Market analysis and news

Access regular organic and non-GMO news and market developments alongside essential market analysis

I Proprietary datasets

Download organic and non-GMO fundamentals data - includes convenient access through the Argus Direct excel plug-in

- Organic drought index (weekly)
- Organic contracting data (monthly)
- Organic and non-GMO acreage & Dairy inventories and production (bi-annually)
- Organic farm distribution maps (ad hoc)
- US organic imports (monthly)
- Organic and non-GMO facilities list (ad hoc)

I Organic dairy farms, inventories, and production data

Key information on certified organic dairy cows including number of cows and milk produced by state or region

The service also includes access to Argus Workspaces® - customisable and editorially curated dashboards



Learn more on how to build your own dashboard with this tuition video >

Argus AgriMarkets Organic and non-GMO service

All your tools and data in one place with Argus Direct

Interactive data visualisation tools

- Acreage maps (Organic & non-GMO)
- Asset map (specialty grains handling facilities)
- Organic farm heat map

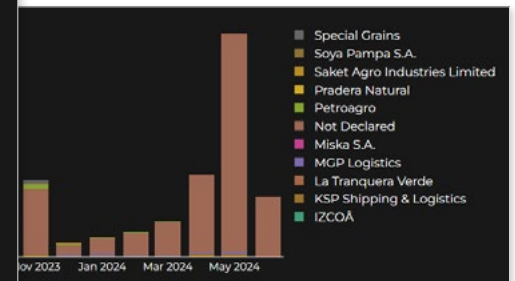
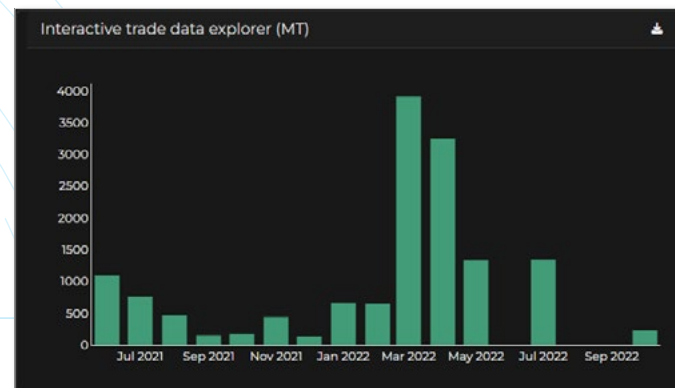
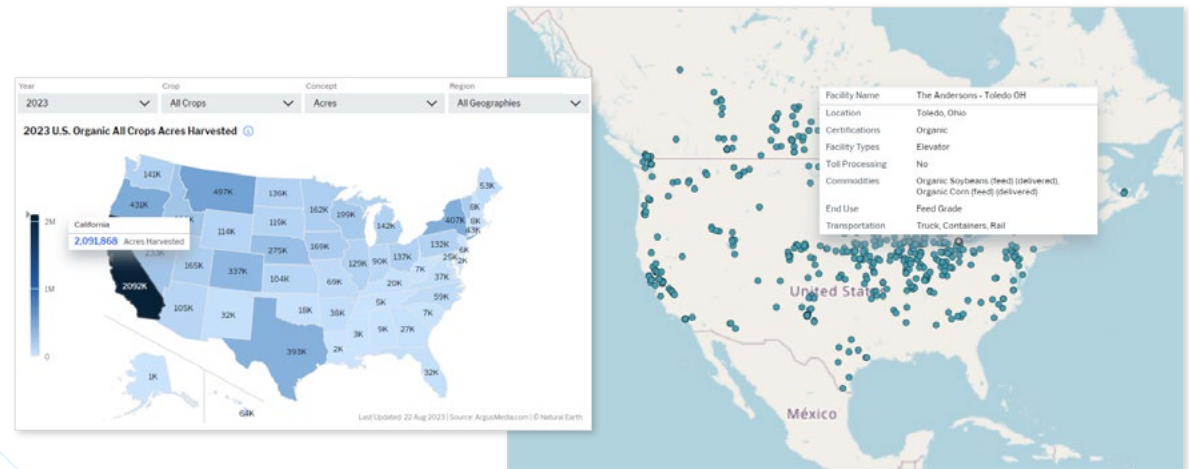
Valuable access to Trade Analytics tools

Trade Monitor (maritime imports)

US organic commodities arriving at US ports covering import volumes, major importers, countries of origin, and other dynamic aspects of organic trade

Trade Explorer (customs imports)

Track official US monthly import volumes of major organic commodities, as well as their countries of origin. Additional trade data is provided through the monthly enhanced US organic imports datafile



Manage risk · Protect margins · Access hard-to-find data

Argus AgriMarkets Organic and Non-GMO

If you have any questions about the service or our coverage, you can reach out to us directly at agriculture-m@argusmedia.com

[Request a free trial here >](#)

We'll support you with essential market intelligence and insights, robust price reporting, valuable datasets and access to our industry-leading delivery platform.

[Download a weekly report sample >](#)

Get a view of the weekly report with price assessments, news stories, analysis and market trends

[Interested in conventional agriculture intelligence? Click here to discover our full coverage](#)